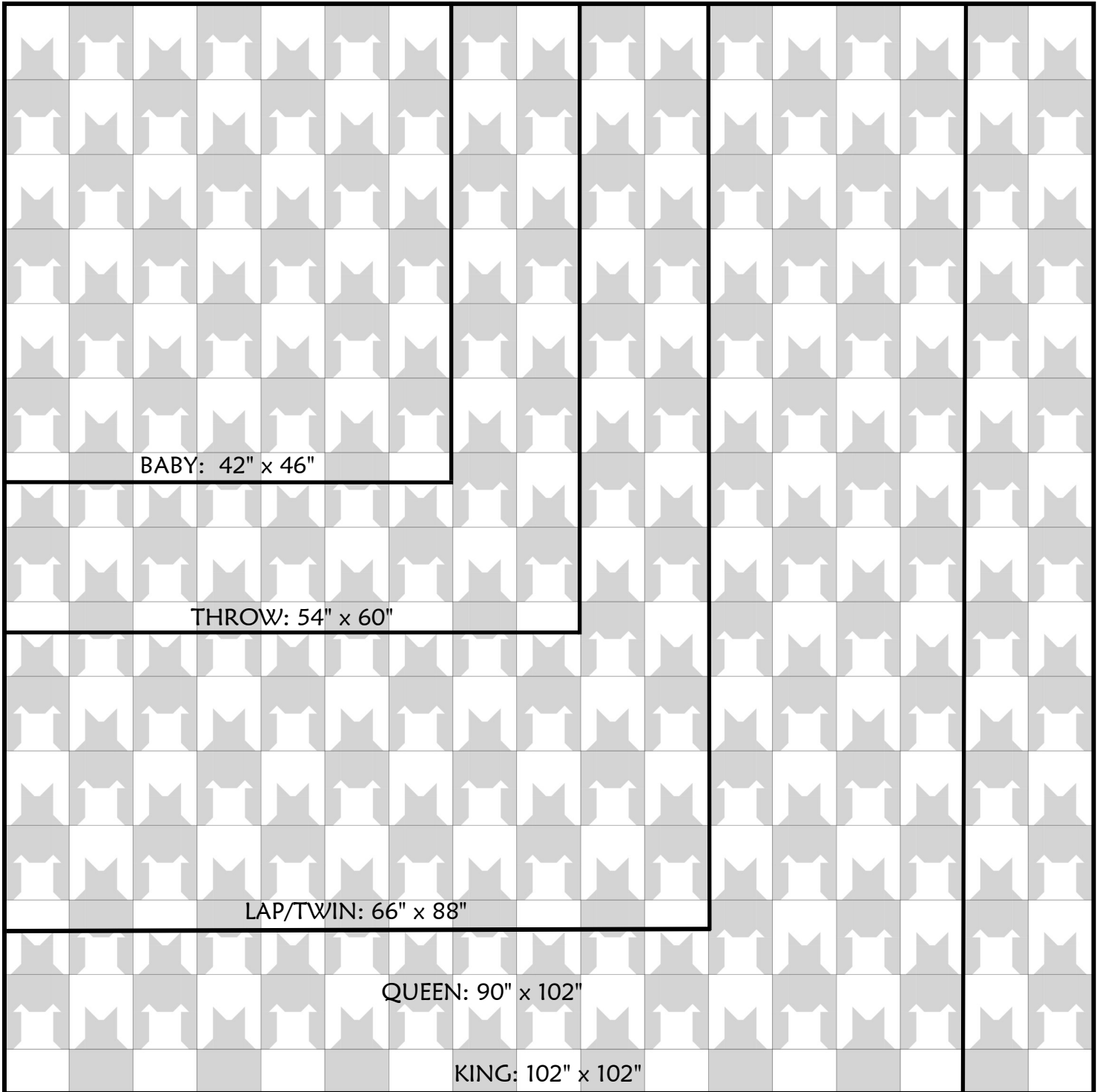


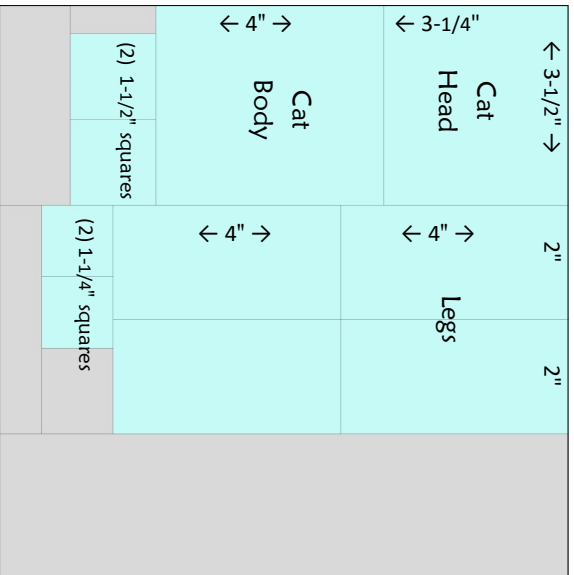
# Cats n Dogs Design Sheet



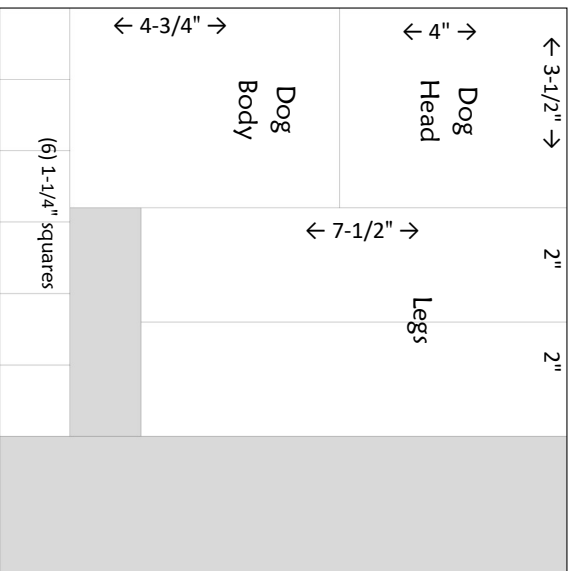
Cats 'n' Dogs	Layout	No. of blocks	No. of 10" precut squares*, or 7-1/2" x 10" scraps per cat	Total Prints (cats)	Background (pups)	Binding	Faux Piping
Baby, 42" x 46"	7 x 6	42	21 + 3 duplicates	1-1/4 yards	1-1/4 yards	3/8 yard	1/2 yard
Throw, 54" x 60"	9 x 8	72	36 + 4 duplicates	2 yards	2 yards	1/2 yard	1/2 yard
Lap, 66" x 88"	11 x 12	132	66 + 5 duplicates	3-3/8 yards	3-3/8 yards	1/2 yard	5/8 yard
Queen, 90" x 102"	15 x 14	210	105 + 7 duplicates	5-1/4 yards	5-1/4 yards	5/8 yard	5/8 yard
King, 102" x 102"	17 x 14	238	119 + 8 duplicates	6 yards	6 yards	5/8 yard	5/8 yard

\*Note: Use scraps (7-1/2" x 10"), 1/8 yard cuts, precut 10" squares, fat quarters or yardage for your cats. Duplicate fabrics are cut at 4-1/2" x 6-1/2" rectangles for the bottom row. Yardage is recommended for the dogs.

If using different prints for the dogs, follow the No. of 10" precut squares or scraps column, and add one more duplicate for dogs for that size of quilt. All duplicate prints are cut at 6-1/2" x 4-1/2" to finish the bottom row.



CAT Cutting Diagram from a 10-inch square



DOG Cutting Diagram from a 10-inch square

